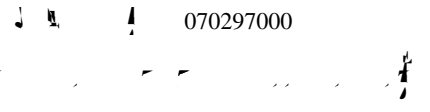


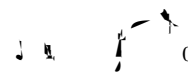
WORK SHEET TITLE

PAGE

| | | |
|-----|---|---|
| A. | Adjustment for Tuition Loss and Student Revenue Loss Phase-Down (Optional). | 1 |
| B. | Support Level Weights and PSD-12 Weighted Student Counts. | 2 |
| C. | Base Support Level and Base Revenue Control Limit | 3 |
| C2. | Weighted Student Count: AOI Students | 4 |
| D. | Transportation Support Level and Transportation Revenue Control Limit | 5 |
| E. | District Support Level and Revenue Control Limit | 6 |
| F. | Consolidation/Unification Assistance. | 6 |
| G. | | |

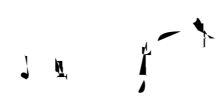






... ..





070297000



I. FY 2015 Actual Student Count: .001 - 99.999
DAA per Student Count



II. FY 2015 Actual Student Count: 100.000 - 499.999

| | | | | |
|---|-----|--------|-----|--------|
| A. Student Count Constant | | | | |
| B. Actual Student Count (from Work Sheet B, line A.4) | | | | |
| C. Difference | - | | - | |
| D. Weight Adjustment Factor | 1.1 | | 1.1 | |
| E. Support Level Weight Increase | - | | - | |
| F. Support Level Weight | | | | |
| G. Adjusted Support Level Weight | - | | - | |
| H. Support Level Amount | 1.1 | 389.25 | 1.1 | 405.59 |
| I. DAA per Student Count | 1.1 | 0.00 | 1.1 | 0.00 |

III. FY 2015 Actual Student Count: 500.000 - 599.999

| | | | | |
|---|-----|--------|-----|--------|
| A. Student Count Constant | | | | |
| B. Actual Student Count (from Work Sheet B, line A.4) | | | | |
| C. Difference | - | | - | |
| D. Weight Adjustment Factor | 1.1 | | 1.1 | |
| E. Support Level Weight Increase | - | | - | |
| F. Support Level Weight | | | | |
| G. Adjusted Support Level Weight | - | | - | |
| H. Support Level Amount | 1.1 | 389.25 | 1.1 | 405.59 |
| I. DAA per Student Count | 1.1 | 0.00 | 1.1 | 0.00 |

IV. FY 2015 Actual Student Count: 600.000 or More & JTED
DAA per Student Count



| | | |
|--|--|---|
| I. A. Total FY 2015 PSD and K-8 Weighted State Aid Student Count | | |
| 1. PSD (from Work Sheet B, line C.1) | | |
| 2. K-8 (from Work Sheet B, line C.4.a, Total Non-AOI and AOI Counts) | | |
| B. Total FY 2015 PSD-8 and 9-12 Weighted State Aid Student Count (Total Non-AOI and AOI Counts) | (I.A.1 + I.A.2) | (from Work Sheet B, line C.4.b) |
| C. Total FY 2015 Weighted State Aid Student Count (line I.B PSD-8 column + 9-12 column) | | |
| D. PSD-8 and 9-12 Factors (line I.B ÷ line I.C) | | |
| II. A. Lesser of District Support level (DSL) or Revenue Control Limit (RCL) (from Work Sheet E, line IV or VIII, or Work Sheet F, line II or III) (to Work Sheet S, line I.A) | | |
| B. DSL/RCL PSD-8 and 9-12 Allocation (line I.D x line II.A) | \$ 98,814,726.69 | \$ 55,728,167.73 |
| III. A. For ALL Districts Except Common School Districts NOT Within a High School District (Type 03) | | |
| 1. | | |
| 2. Total FY 2015 Equalization Base (II.B + III.A.1) | (from Work Sheet H, line VII.F.3) \$ 102,214,593.38 | (from Work Sheet H, line VII.E.3) \$ 58,699,722.55 |
| 3. 2014 Primary Assessed Valuation ÷ 100 | \$ 21,134,434.30 | \$ 21,134,434.30 |
| 4. 2014 Salt River Project (SRP) Valuation ÷ 100 | \$ | \$ |
| 5. 2014 Government Property Lease Excise Tax Assessed Valuation ÷ 100 | \$ | \$ |
| 6. TOTAL Valuation (III.A.3 + III.A.4 + III.A.5) | \$ 21,134,434.30 | \$ 21,134,434.30 |
| 7. Qualifying Tax Rate | \$ 2.1123 | \$ 2.1123 |
| 8. Qualifying Levy (III.A.6 x III.A.7) | | |